

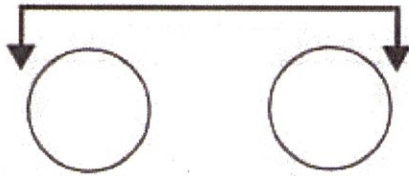


America's Choice for Boat Lifts

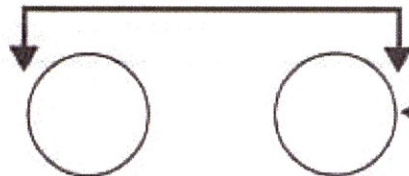
(800) 242-0015

PILING SETTINGS FOR 35K & 40K LIFTS

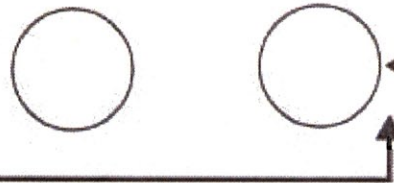
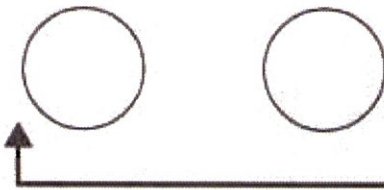
6' 0" OUTSIDE-TO-OUTSIDE



6' 0" OUTSIDE-TO-OUTSIDE



PILING SIZE: 10" - 12"



18' 0"

CENTER OF PILING
CRADLE BEAM

OVERALL OUTSIDE-TO-OUTSIDE 17' 0"

IMPORTANT: Vessel weight **MUST** be balanced at each of the four lift cables.
Move vessel forward/aft, and port to starboard to achieve even weight distribution.